



District Report Card: 2017


State: Andhra Pradesh	District: Visakhapatnam
Class: 8	Subject: Language
Schools: 50	Students: 1170


Participation/Coverage


Students

<div>GENDER</div> <div></div>	Boys				Girls			
	Number		%		Number		%	
	569		48.63		601		51.37	

<div>AREA</div> <div></div>	Rural				Urban			
	Number		%		Number		%	
	849		72.56		321		27.44	

<div>CATEGORY</div> <div></div>	SC		ST		OBC		GEN	
	Number	%	Number	%	Number	%	Number	%
	106	9.06	278	23.76	579	49.49	207	17.69

<div>CWSN</div> <div></div>	LD	VI	HI	S&LD	ID	Oth
	2	3	2	3	3	25

<div>Management</div> <div></div>	Government			Government-aided		
	Number		%	Number		%
	1115		95.30	55		4.70

Average Performance of Students in Language (%)

Overall	Gender		Area		Management		Social Group			
	Male	Female	Rural	Urban	Govt.	Aided	SC	ST	OBC	GEN
54.88	51.86	57.74	54.26	56.51	54.91	54.30	58.81	46.35	57.17	57.91

Performance on Learning Outcomes (LOs)

Learning Outcomes	Description	Average Performance(%)
L813	Read textual/non-textual materials with comprehension and identifies the details, characters, main idea and sequence of ideas and events while reading	54.88

Range of Performance of Students who Answered Correctly							
Below 30%		30% - 50%		50% - 75%		Above 75%	
Number	%	Number	%	Number	%	Number	%
170	14.53	317	27.09	477	40.77	206	17.61

Lowest Performing Learning Outcomes (LOs)

1 - Read textual/non-textual materials with comprehension and identifies the details, characters, main idea and sequence of ideas and events while reading (54.88)